



SURFACE MOUNT ALUMINUM LAMP POSTS

SURFACE MOUNT

Optional Flange Base & Cover

GUIDE: 2600-BZ

Post Dimensions: O.D. = 2.950", Wall = .072"

ITEM #	BASE TYPE	COLOR	OPTION
2600-8'	No Base or Cover	BK -Black	C -Conv. Outlet
2610-10'	ST -Standard Base	BZ -Bronze	320 -Photo Control
2612-12'	STV -ST Base w/Cover	WH -White	HH* -2"x4" Hand Hole
	HD -Heavy Duty Base		
	HDV -HD Base w/Cover		

*To meet U.L. and N.E.C. standards, any post designed to be mounted over 8' above ground includes a 2" x 4" (**HH**) Hand Hole and ground lug. **2610** and **2612** include Hand Hole unless otherwise specified.

SEE PAGE 54 FOR COMPONENT OFFERINGS



2600-STV-BK



2600-HDV-BK

GUIDE: 2690-BZ-HH

Post Dimensions: O.D. = 2.950", Wall = .125"

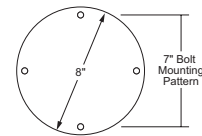
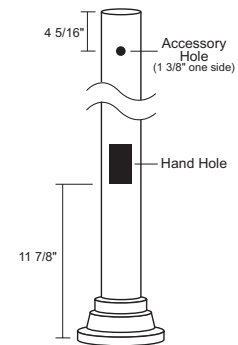
ITEM #	BASE TYPE	COLOR	OPTION
2690-10'	No Base or Cover	BK -Black	HH* -2"x4" Hand Hole
2692-12'	ST -Standard Base	BZ -Bronze	688 -Photo Control
	STV -ST Base w/Cover	WH -White	
	HD -Heavy Duty Base		
	HDV -HD Base w/Cover		

*To meet U.L. and N.E.C. standards, any post designed to be mounted over 8' above ground includes a 2" x 4" (**HH**) Hand Hole and ground lug. **2690** and **2692** include Hand Hole unless otherwise specified.

SEE PAGE 54 FOR COMPONENT OFFERINGS

SURFACE MOUNT

PUNCH LOCATIONS (Side View)



Anchor Bolt M8 x 12"



Spun Aluminum Base Cover for **ST** Base (2410)

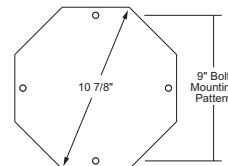


Die Cast Aluminum Flange base with anchor bolts for up to 12' x 2.950" O.D. Posts

ST-STANDARD BASE (2403)



Spun Aluminum Base Cover for **HD** Base (2411)



Anchor Bolt 3/8" x 12"



Heavy Duty Aluminum Flange base with anchor bolts for up to 14' x 2.950" O.D. Posts

HD-HEAVY DUTY BASE (2405)