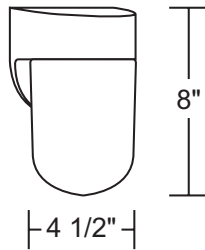


# OUTDOOR WALL FIXTURE - 210



**EXTENDS:**  
5 3/4"

**H/CTR:**  
2 3/8"

**BACKPLATE:**  
4 3/4" x 4 1/2"

Wave Lighting's 210 adds a contemporary look to any outdoor space. This fixture is available in incandescent and LED and is easily relamped by removing the screw (included) from base. Wave Lighting's 210 is designed for wall applications and mounting hardware is included. Options include photocell.

## LED SOURCE OPTIONS

### LED LIGHTWAVE

- 120V, 50/60 Hz
- AC Driver-On-Board Array
- Estimated 50,000 Hrs L<sub>70</sub>
- Surge Supression
- Dimmable
- 3000K or 4000K CCT, 80 CRI
- 5 Year Warranty
- UL Listed & Energy Star Certified

### LED MULTI-VOLT SYSTEM

- 120-277V, 50/60Hz
- Estimated 50,000 Hrs L<sub>70</sub>
- 4000K CCT 80 CRI
- 3 Year Warranty
- UL Listed & Energy Star Certified

### E26 REPLACEABLE LED



- 120V, 50/60Hz
- "Screw-In" Medium Base A19/E26 LED Lamp
- Estimated 15,000 Hrs L<sub>70</sub>
- Dimmable
- 3000K CCT 90CRI or 4000K\*\* CCT, 80CRI
- 3 Year Warranty
- UL Listed, Energy Star Certified & T24 Compliant (3K only)




## SPECIFICATIONS

- Black or White Finish
- Mounting Hardware Included
- Opal Acrylic Diffuser
- Wall Mount Only
- Minimum Starting Temp -20°F
- UL Listed for Wet Locations

## CALL FOR PHOTOMETRIC INFORMATION

ITEM #	LENS	LIGHT SOURCE	COLOR	OPTION	
210	ACRYLIC Opal	INCANDESCENT (1) 60W MAX Medium Base	BK-Black WH-White	PC-Photocell	
		LED LIGHT SOURCE			
		120V LIGHTWAVE LED LR12-13W 1000lm 			CCT C-4K W-3K
		E26 MEDIUM BASE LED LE26- 10W 800lm 			
120-277V LIGHTWAVE LED L11-11W 912lm	CCT 4K				

\* Special order item. Longer lead times may apply. \*\* Not T24 Compliant.  Lamp Included  Energy Star Qualified Product

REFER TO CATALOG FOR OPTION SPECIFICATIONS - Specifications subject to change without notice - FIXTURE SPEC 11/17